

COMMENTS			
1	back wall shelves	9	table top fridge showcase
2	salad/pizza bench fridge	10	Roof mounted AC unit
3	back wall shelves	11	single square sink
4	drawers working bench fridge/freezer adjustable	12	single round sink
5	electric induction (built-in)	13	
6	stainless steel range hood shell	14	
7	electric pasta cooker, 6 baskets	15	
8	sliding drawer trash bin	16	

NAME	DATE	SIGN
DIRECTOR GAD	2025/05/09	
DESIGNER BIGGUO	2025/05/09	
REVIEWER GAD	2025/05/09	


#4, #5
5.1x2.2M AIRSTREAM

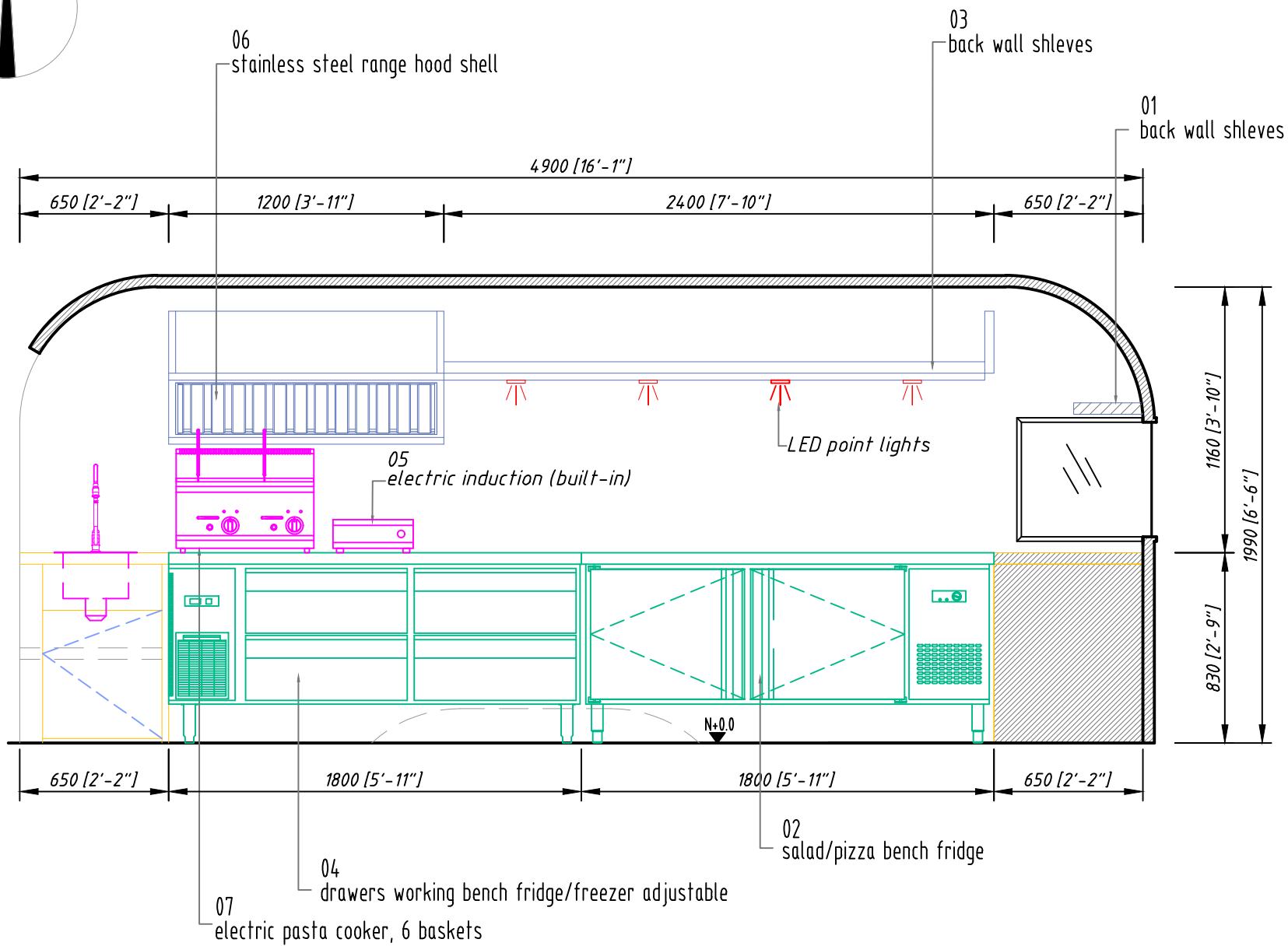
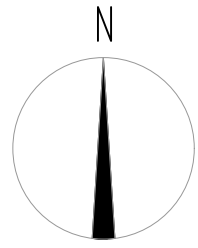
SIZE	SCALE	SOECIED TOLERANCES	MADE IN	SHEET
A3	1:1	±5		1 OF 5

FOOD TRUCK
ELEVATION INDEX

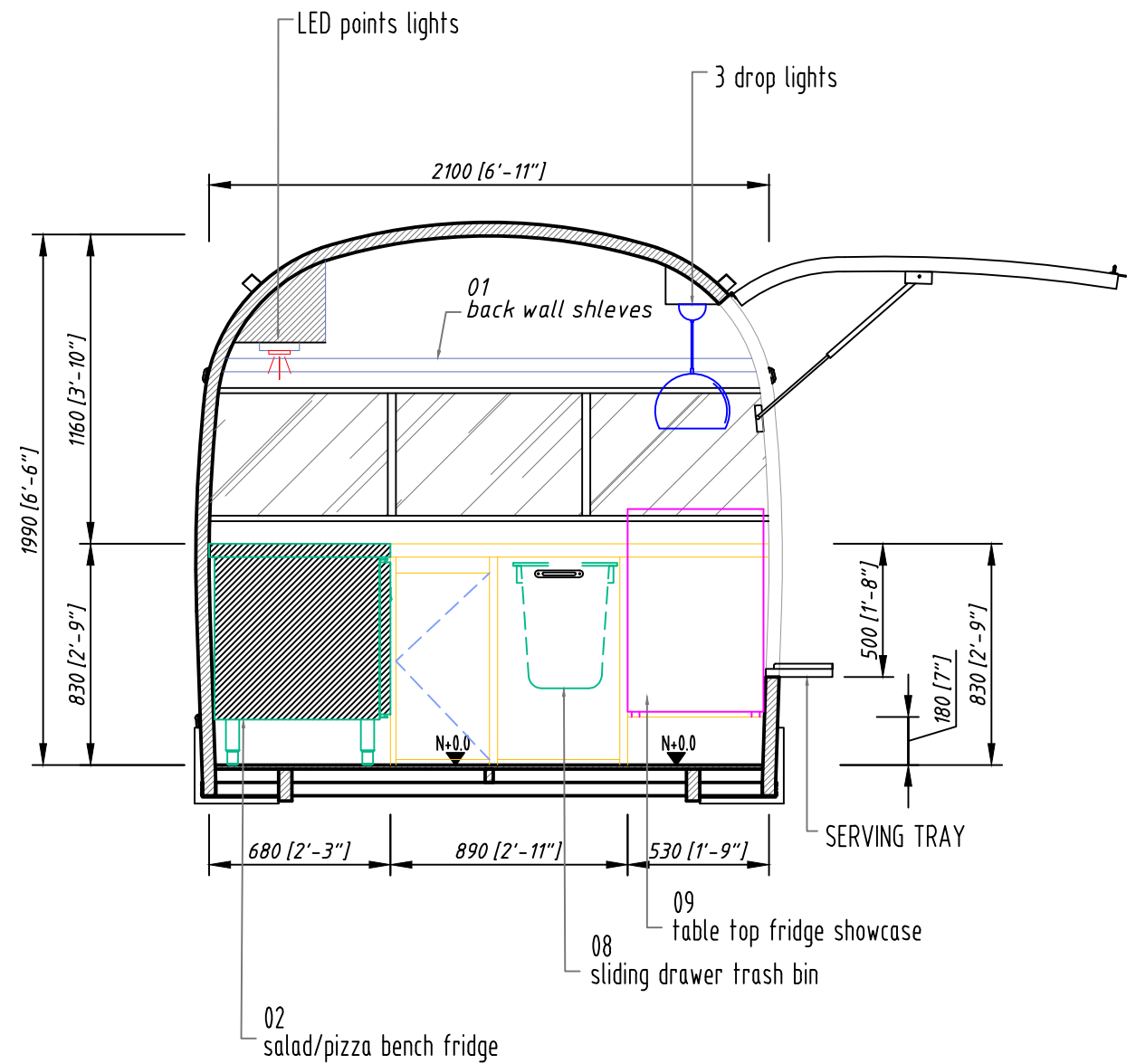
WIDTH	2200	[MM]
LENGTH	5100	[MM]
HEIGHT	2490	[MM]

xEXTERIOR DIMENSIONS



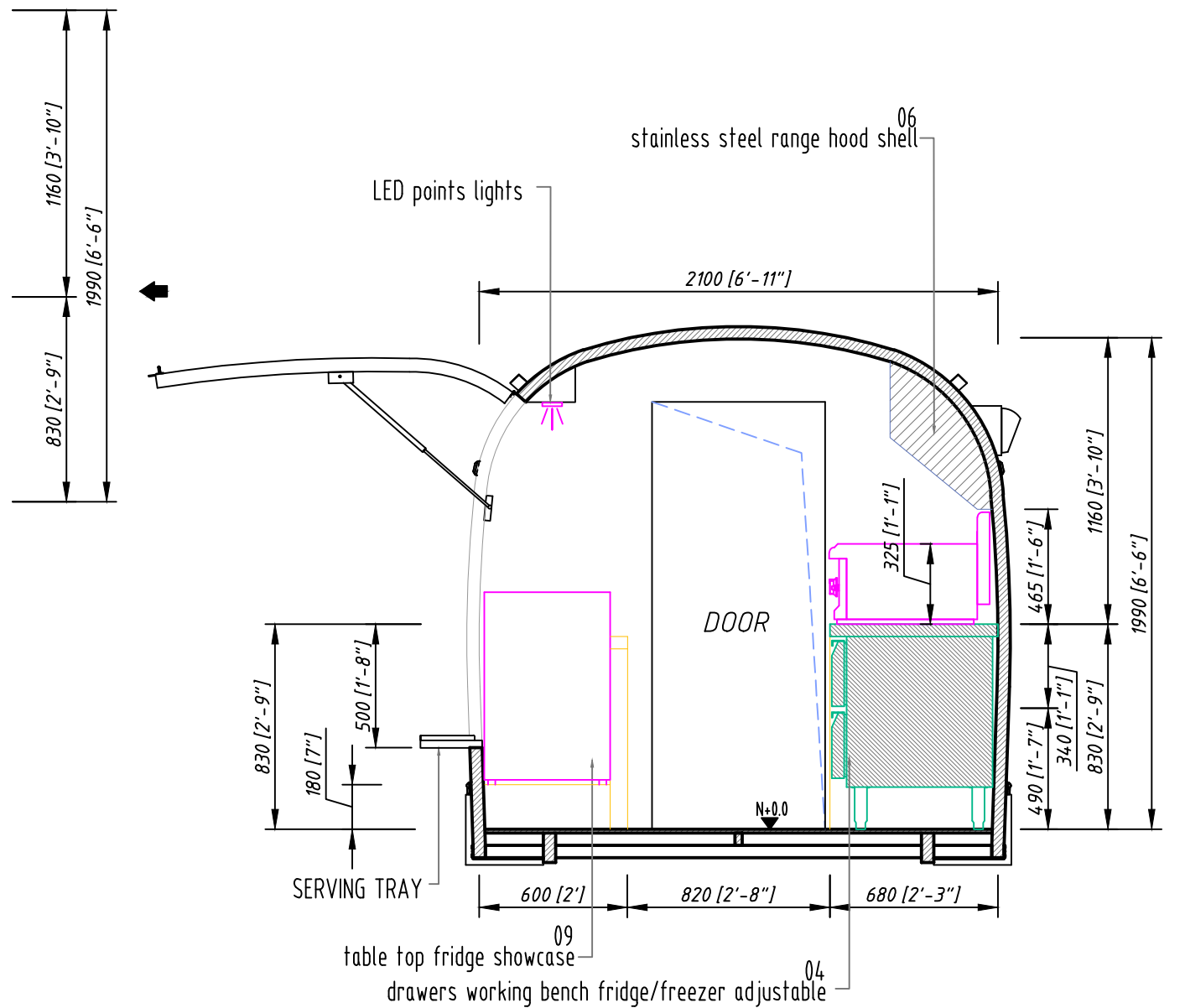
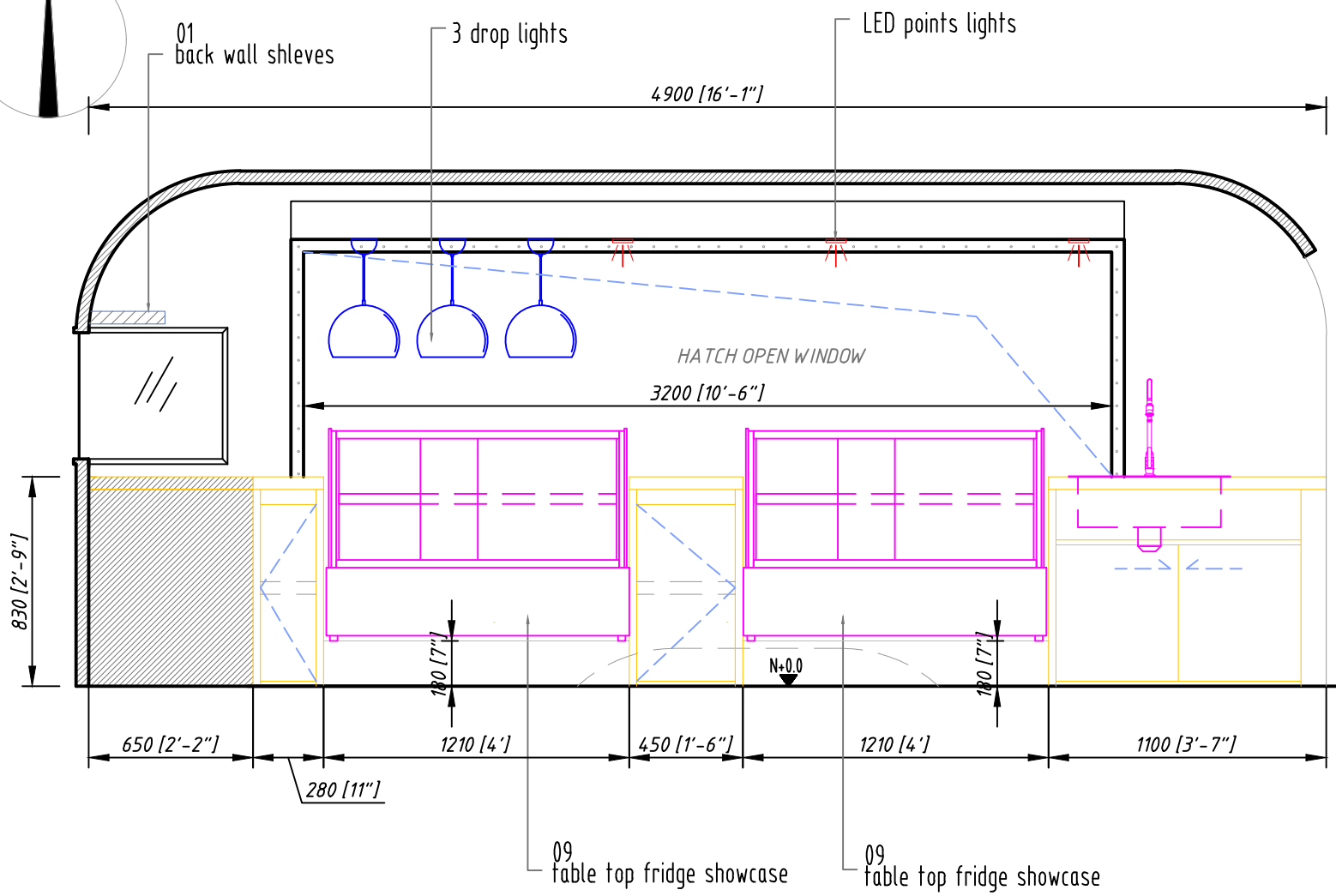
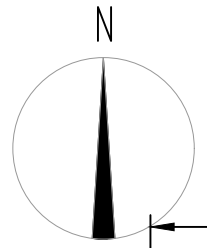


FOOD TRUCK SECTION_1-1



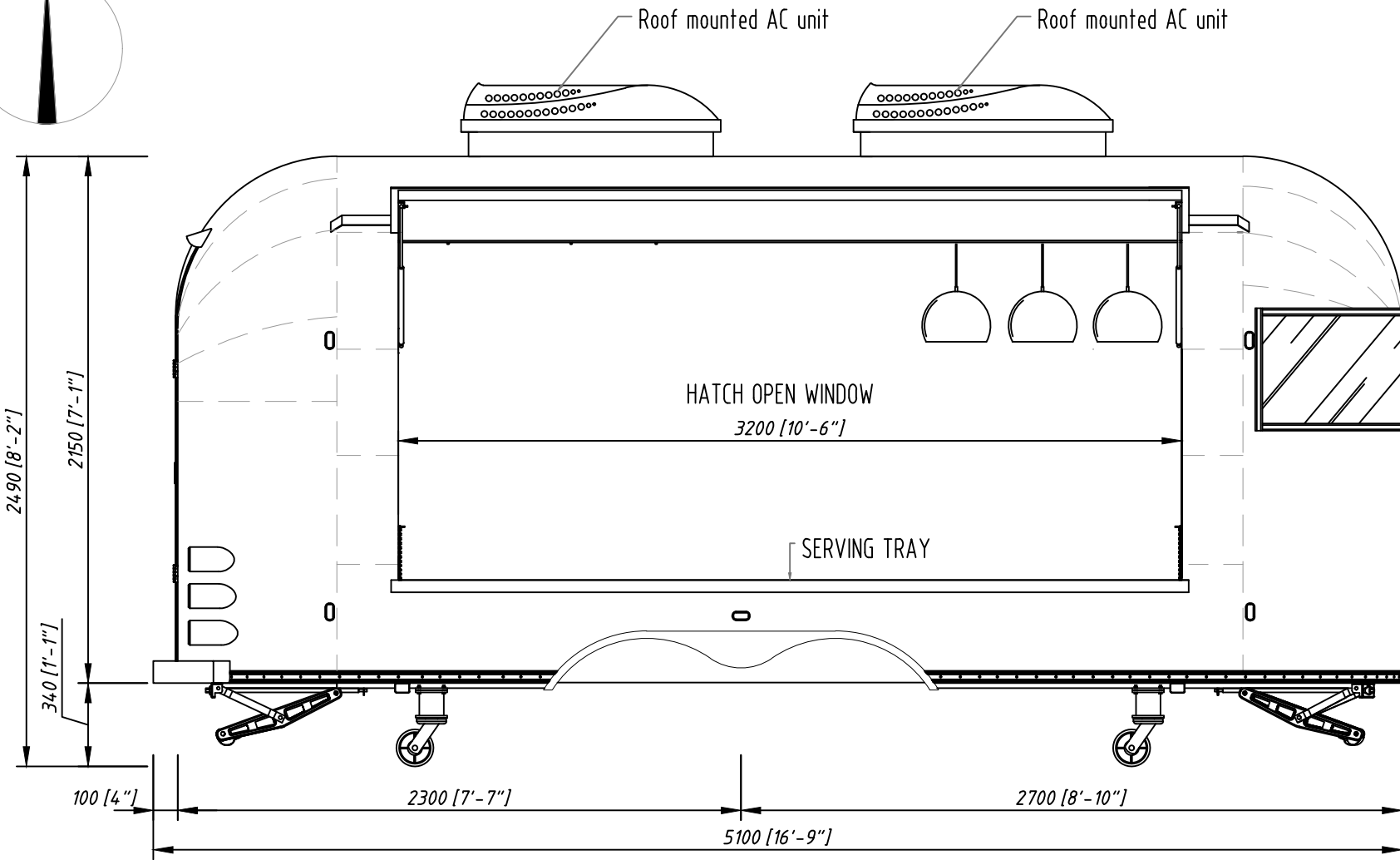
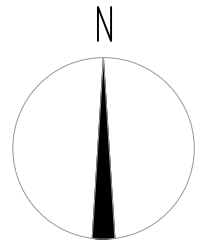
FOOD TRUCK SECTION_3-3

COMMENTS			NAME	DATE	SIGN	SIZE	SCALE	SOECIED TOLERANCES	MADE IN	SHEET	DIMENSIONS	
1	back wall shlevs	9	DIRECTOR	GAD	2025/05/09	A3	1:1	±5		2 OF 5	WIDTH	2200 [MM]
2	salad/pizza bench fridge	10	DESIGNER	BIGGUO	2025/05/09						LENGTH	5100 [MM]
3	back wall shlevs	11	REVIEWER	GAD	2025/05/09						HEIGHT	2490 [MM]
4	drawers working bench fridge/freezer adjustable	12									xEXTERIOR DIMENSIONS	
5	electric induction (built-in)	13										
6	stainless steel range hood shell	14										
7	electric pasta cooker, 6 baskets	15										
8	sliding drawer trash bin	16										
			#4, #5			FOOD TRUCK						
			5.1x2.2M AIRSTREAM			ELEVATION INDEX						
			xTITLE:			xDWG. NO.						

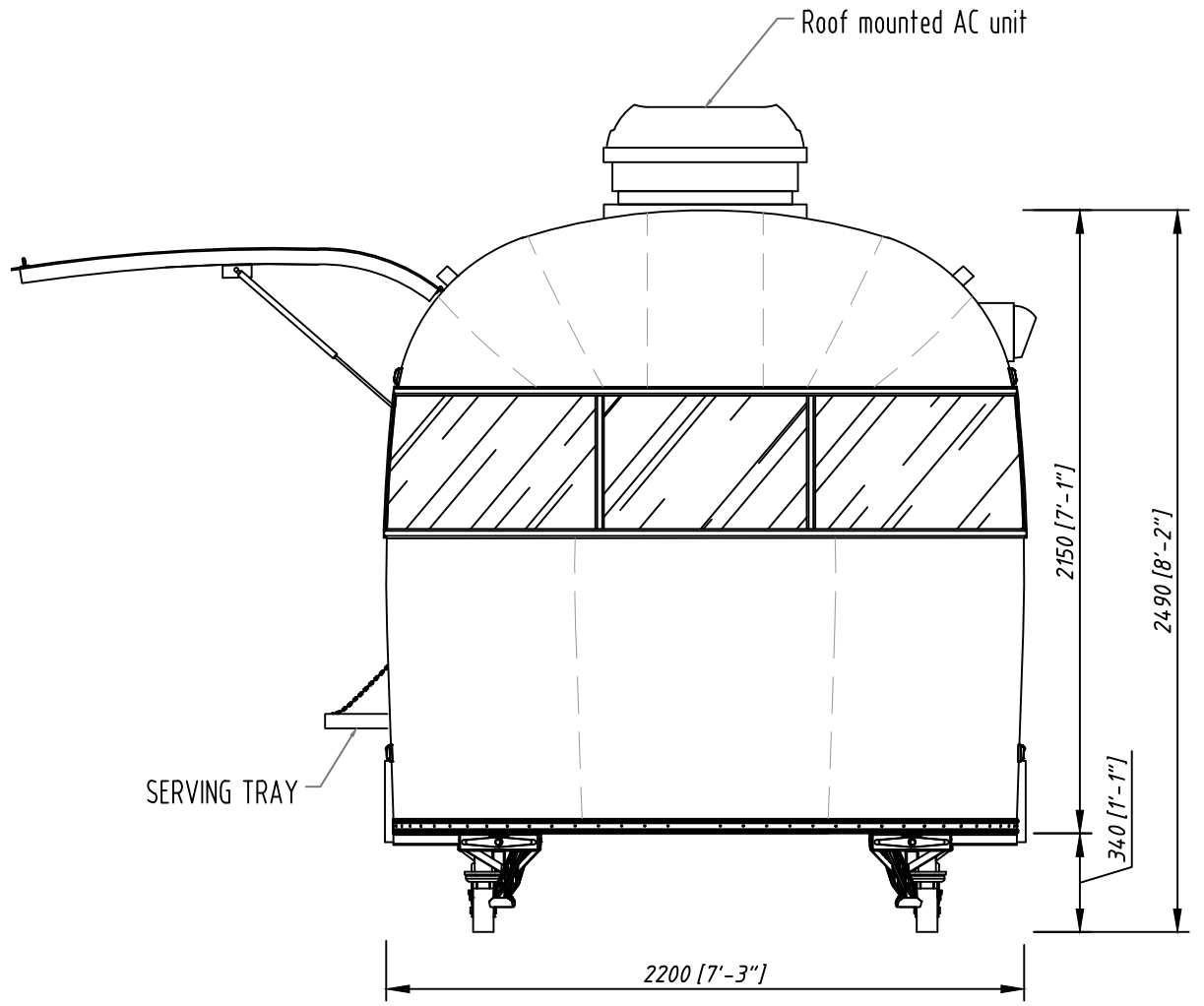


COMMENTS				NAME	DATE	SIGN
1	back wall shelves	9	table top fridge showcase	DIRECTOR	GAD	2025/05/09
2	salad/pizza bench fridge	10	Roof mounted AC unit	DESIGNER	BIGGUO	2025/05/09
3	back wall shelves	11	single square sink	REVIEWER	GAD	2025/05/09
4	drawers working bench fridge/freezer adjustable	12	single round sink			
5	electric induction (built-in)	13				
6	stainless steel range hood shell	14				
7	electric pasta cooker, 6 baskets	15				
8	sliding drawer trash bin	16				

#4, #5	SIZE	SCALE	SOECIED TOLERANCES	MADE IN	SHEET		
5.1x2.2M AIRSTREAM	A3	1:1	±5		3 OF 5		
xTITLE:	FOOD TRUCK ELEVATION INDEX			WIDTH	2200	[MM]	
xDWG. NO.				LENGTH	5100	[MM]	
				HEIGHT	2490	[MM]	
				xEXTERIOR DIMENSIONS			



FOOD TRUCK CUSTOM SIDE ELEVATION_B



FOOD TRUCK CUSTOM SIDE ELEVATION_B

COMMENTS			
1	back wall shelves	9	table top fridge showcase
2	salad/pizza bench fridge	10	Roof mounted AC unit
3	back wall shelves	11	single square sink
4	drawers working bench fridge/freezer adjustable	12	single round sink
5	electric induction (built-in)	13	
6	stainless steel range hood shell	14	
7	electric pasta cooker, 6 baskets	15	
8	sliding drawer trash bin	16	

	NAME	DATE	SIGN
DIRECTOR	GAD	2025/05/09	
DESIGNER	BIGGUO	2025/05/09	
REVIEWER	GAD	2025/05/09	


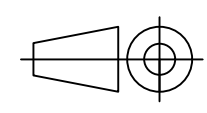
#4, #5
5.1x2.2M AIRSTREAM
xTITLE:

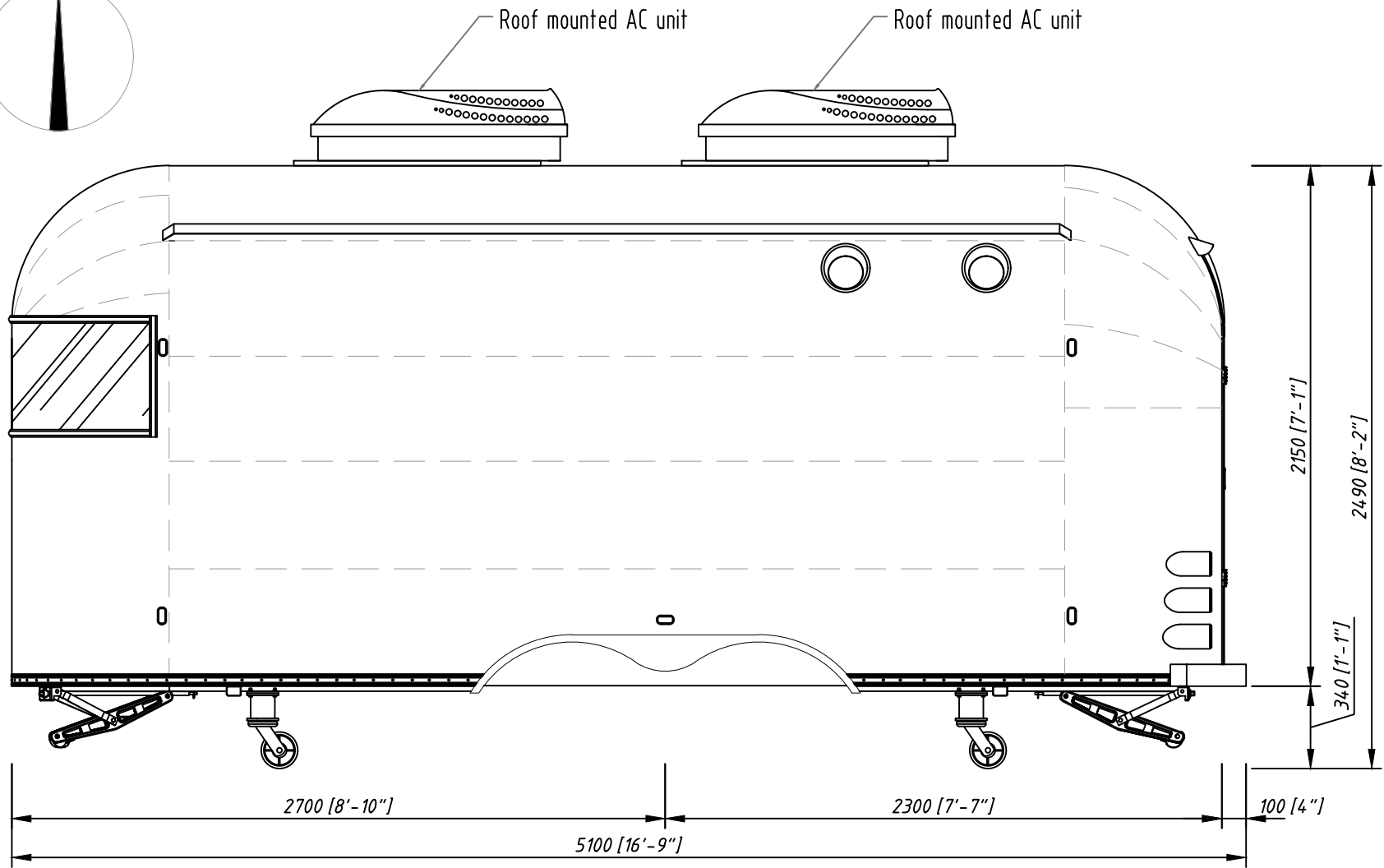
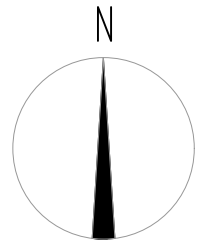
SIZE	SCALE	SOECIED TOLERANCES	MADE IN	SHEET
A3	1:1	±5		4 OF 5

FOOD TRUCK
ELEVATION INDEX
xDWG. NO.

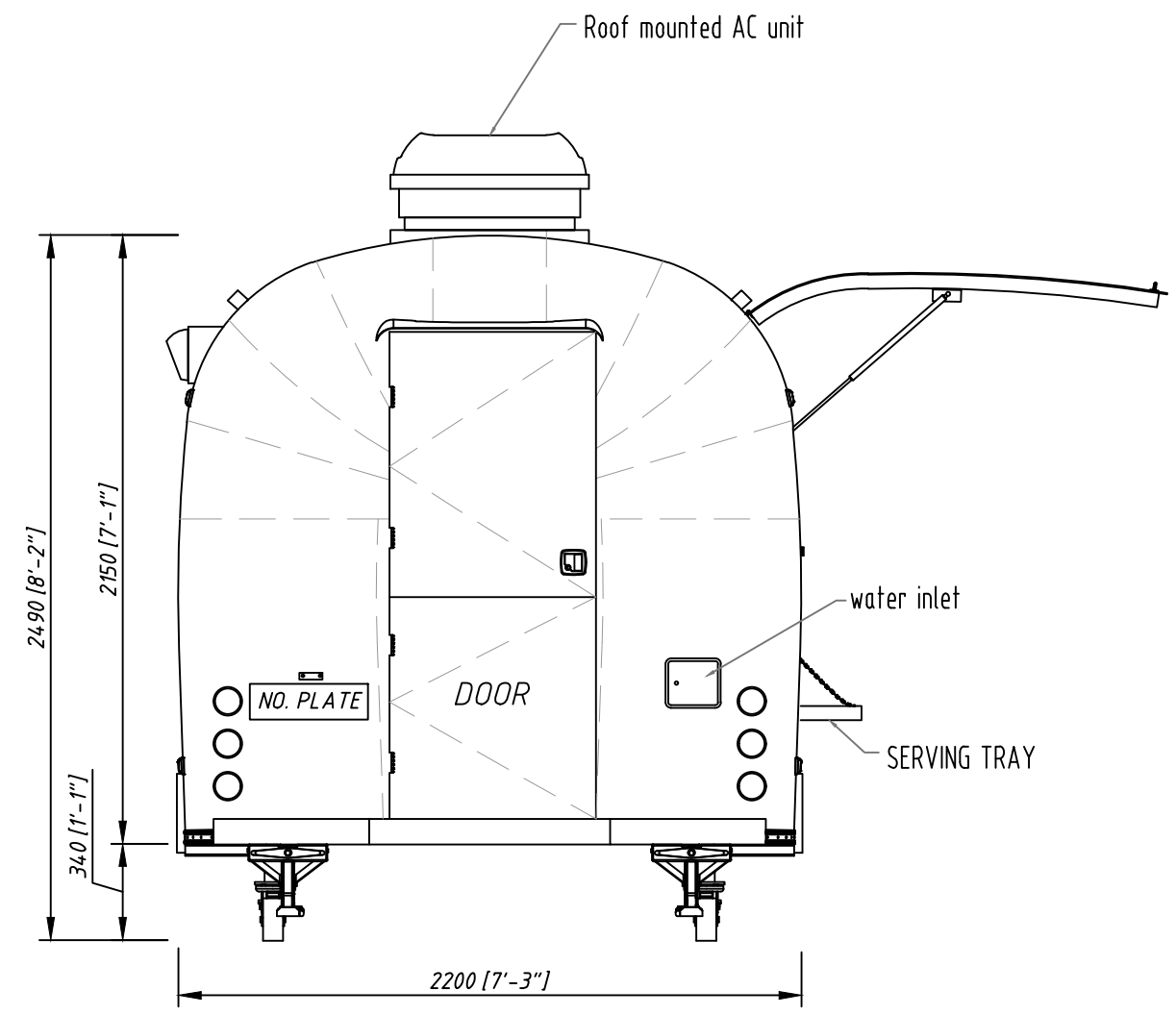
WIDTH	LENGTH	HEIGHT
2200 [MM]	5100 [MM]	2490 [MM]

xEXTERIOR DIMENSIONS





FOOD TRUCK CUSTOM SIDE ELEVATION_A



FOOD TRUCK CUSTOM SIDE ELEVATION_D

COMMENTS				NAME	DATE	SIGN	SIZE	SCALE	SOECIED TOLERANCES	MADE IN	SHEET		
1	back wall shelves	9	table top fridge showcase	DIRECTOR	GAD	2025/05/09	A3	1:1	±5		5 OF 5		
2	salad/pizza bench fridge	10	Roof mounted AC unit	DESIGNER	BIGGUO	2025/05/09							
3	back wall shelves	11	single square sink	REVIEWER	GAD	2025/05/09							
4	drawers working bench fridge/freezer adjustable	12	single round sink	#4, #5 5.1x2.2M AIRSTREAM xTITLE:			FOOD TRUCK ELEVATION INDEX xDWG. NO.			WIDTH	2200	[MM]	
5	electric induction (built-in)	13								LENGTH	5100	[MM]	
6	stainless steel range hood shell	14								HEIGHT	2490	[MM]	
7	electric pasta cooker, 6 baskets	15								xEXTERIOR DIMENSIONS			
8	sliding drawer trash bin	16											